

CNIO16N

System Monitoring Program (SMP)

Features

- Max. 195,840 addresses configurable per SMP
- Max. 64 nodes available on network
- Remote monitoring of networked systems via VPN
- Max. 1,000,000 symbols available per SMP
- DXF & BMP data applicable to floor plans
- Group functionality same as FACP
- Current event list
- Event log for up to 50,000 events per SMP
- Analog value trend indication
- Sensor monitoring
- 4 system control switches
- Designed for Microsoft Windows XP, Vista, 7, 8 and 10



Description

The SMP is software to be installed in a personal computer. By connecting to the FACP network via the System Interface Unit (SIU), the SMP provides the system with an ability to monitor the FACPs on the network, displays events currently occurring, and controls systems.

The SMP consists of three modes such as the Design Mode, Run Mode, and Remote Mode. In the Design Mode, registered device symbols are arranged on floor plans that come from DXF or BMP formatted data files, and the arranged symbols are given their addresses that are corresponded to addresses in FACPs. The SMP can utilize the configuration data of FACP to prepare the symbols of addressable devices. By reading the configuration data of FACP into itself, the SMP automatically creates a list of device symbols that should be configured on the floor plans. A node number and a group number are assigned for each SMP for its identification on the network.

In the Run Mode, when any event occurs in the group to which the SMP belongs, the corresponded device symbols arranged in the Design Mode start flashing for notification to the operator. The device symbols are white under the normal monitoring condition. The symbols are changed to magenta for the pre-alarm condition, orange for the supervisory condition, yellow for the trouble condition, and red for the alarm condition. Details of currently occurring events are also displayed on the screen. The details consist of event occurrence date/time, device classification, status, device message, address number, and zone number.

The SMP is capable of monitoring FACPs at a location remote from the FACPs. This functionality is available in the Remote Mode via VPN utilizing a network device. A maximum of 64 FACPs can be monitored by a remote SMP.

The SMP is equipped with four system control switches the same as FACPs', such as Acknowledge, Signal Silence, Fire Drill, and System Reset. These switches are enabled only in the Run Mode. Their operations are effective in the group to which the SMP belongs.

The Integlex Multicrest N3060 is applicable to Design Mode, Run Mode, and Remote Mode. The Integlex Multicrest 508 is applicable to Design Mode and Remote Mode only.

Other functions in Run Mode

- Event log: An SMP is able to store up to 50,000 events in its event log. The event log data can be saved as a file.
- Trend data display: Trend data of pre-registered analog detectors can be displayed in graph format.
- Sensor monitoring: Analog detectors' current values (smoke density or temperature) can be displayed.
- Zoom: Floor plans can be zoomed by mouse wheel.
- Protection: A dedicated key protection is required for SMP operation.
- Sound: Either wave or beep is selectable.
- Maintenance report: Analog detectors current statuses can be displayed.
- Print: Various information can be printed.

SMP Specifications

No.	Item	Specification
1	Resolution	1024 x 768 1280 x 1024 1920 x 1080 1920 x 1200
2	Max. configurable address no. per SMP	195,840 addresses
3	Max. configurable screen no. per SMP	1,000 screens
4	Max. register-able symbol no. per SMP	193 symbols
5	Max. configurable symbol no. per screen	1,000 symbols
6	Event log capacity	50,000 events
7	Max. number of nodes on network	64 nodes

Required PC specifications

No.	Item	Specification
1	PC hardware	<ul style="list-style-type: none"> • Processor class: 200MHz or greater • HDD space: More than 2 GB • Memory: More than 128MB • Media format: DVD-ROM • Audio device: Sound card • Port: COM port and USB port • Audio output: Speaker
2	Operating system	Microsoft Windows XP, Vista, 7, 8 and 10
3	Graphic	XGA:1024 x 768, high color (16bit) SXGA:1280 x 1024, high color (16bit) Full HD:1920 x 1080, high color (16bit) WUXGA:1920 x 1200, high color (16bit)

Ordering information

Part No. CNI016N

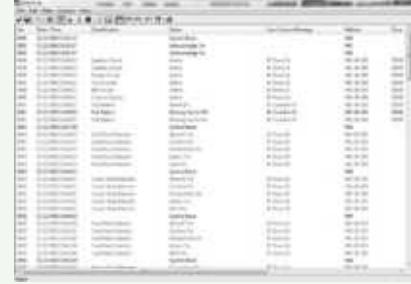
Screen information



Top screen

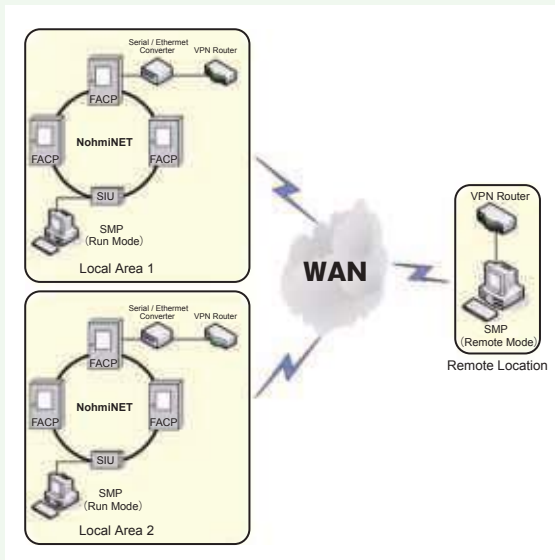


Floor plan under alarm condition

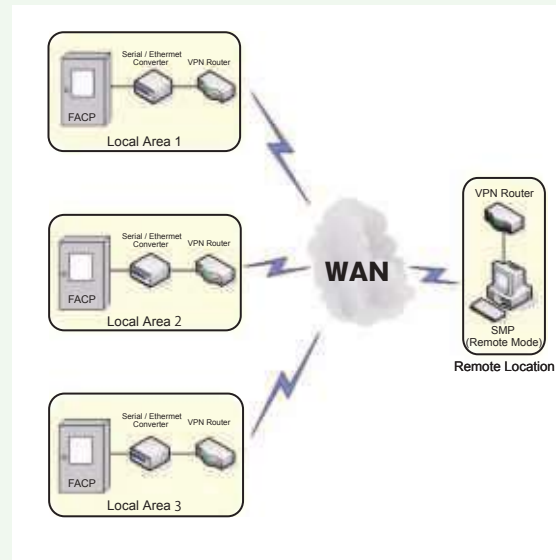


Event log screen

System configuration



SMP of Integlex Multicrest N3060



SMP of Integlex Multicrest S508

NOTE

- The information contained herein does not purport to cover all the details or variations of the equipment described, nor to provide for every possible contingency that may be met in connection with its installation, operation or maintenance.
- Specifications are subject to change without notice. Contact Nohmi before relying on the information.
- Actual performance is based on proper application of the product by a qualified professional.
- Should further information be required or should particular concerns arise that are not covered sufficiently for the purchaser's purposes, the matter should be referred to Nohmi or your nearest distributor.

NOHMI
NOHMI BOSAI LTD.

• Head Office: 4-7-3 Kudan-Minami, Chiyoda-ku, Tokyo
102-8277, Japan
• Phone: (81)3-3265-0231
• F A X: (81)3-3265-5348
URL <https://www.nohmi.co.jp/english/>

Contact