



The C600 Series Detector Range

The range of Heat and Smoke Detectors are designed to comply with EN54 Part 5: 2017 + A1: 2018 & Part 7: 2018 respectively.

With low profile attractive appearance, the detectors have stable and reliable performance against false alarm.

Optical Smoke Detector, Model DET-C631

It is suitable for general smoke detection, particularly effective in detecting large visible smoke particles such as those produced by smouldering wood, paper, PVC or polyurethane foam.

The smoke detector detects fire by the scattering of infrared beam, which circuits consist of a set infrared beam emitter and receiver. The emitting and receiving lens are in the optical sensing chamber, screening any interference from outside lights, without preventing the entrance of smoke particles. In a smokeless condition, it only receives very weak infrared light. When smoke particles enter the chamber, the received light signal will increase due to scattering. When the smoke reaches a predetermined density, it will trigger an alarm signal.

To reduce interference and power consumption, pulsed emitting circuits are used to increase the life of the emitting lens.

Heat Detector, Model DET-C632 Combination Rate of Rise & Fixed Temperature

With a combination of detecting Rate-of-Rise and Fixed Temperature for higher safety, this detector is ideal for general fire detection purposes.

Rate-of-Rise Heat Detectors are particularly suited in areas where the temperature is normally fairly stable – useful for low ambient temperature areas where the response of fixed temperature may be slower. It activates upon rapid rise in temperature.

Fixed Temperature Heat Detectors are particularly suited to areas where temperature can fluctuate for natural reason – e.g. where there are large windows or industrial heat producing processes. It is preset to trigger an alarm when the temperature reaches approximately 57°C – therefore an excellent way of avoiding continual false alarms in areas where the temperature fluctuates rapidly.

Electronic thermistor type detector element provides high accuracy with no moving parts, which results in excellence reliability.

Standard Base, Model DB-6

This common base can be used for all the Point Detectors in the C600 Series.

With no electronics, this mounting base provides durable trouble-free operation and ease of use when replacement of the detector head is required.

Features :-

- Wide operating voltage for both Fire & Security Systems
- Error free non-polarized zone input termination
- Optional Detector Head locking mechanism incorporated
- Twin colour LED Indicator, with 'Green' (blinking) for Normal Operation, and 'Red' for Alarm Status
- LPCB Approved



Optical Smoke Detector
Model : DET-C631



Heat Detector
R.O.R & Fixed Temp.
Model : DET-C632



Standard Base
Model : DB-6

Another Quality Product by :-



Multron Systems Pte Ltd
217 Kallang Bahru, Multron Building
Singapore 339 347

+65 6395 6868



+65 6395 6869

Info@multron.com



DATA SHEET

Copyright © The information contained in this Data Sheet remains the property of Multron Systems Pte Ltd, and is not to be altered or reproduced without permission.

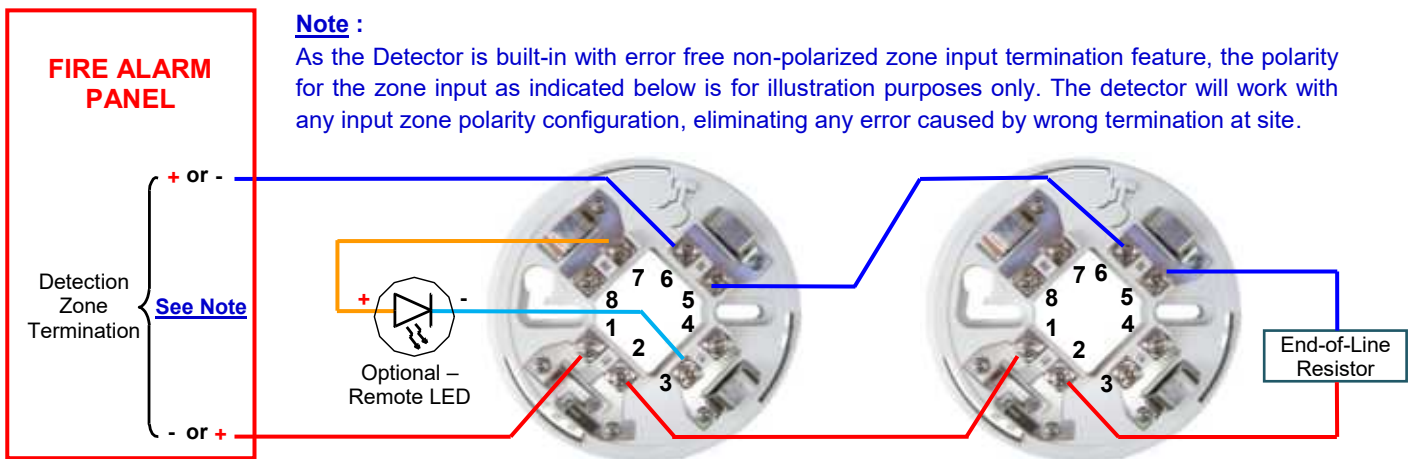
Multron reserves the right to change any specification without prior notice.

Version : 23-3-2023

Technical Specifications	Smoke Detector Model : DET-C631	Heat Detector Model : DET-C632
Normal Rated Voltage	24VDC	24VDC
Operating Voltage	9.6 VDC to 30 VDC	9.6 VDC to 30 VDC
Quiescent Current	≤ 65uA	≤ 35uA
Alarm Current	18 to 22mA (Typical 20mA)	18 to 22mA (Typical 20mA)
Remote LED Drive Current Output	Max. 20mA	Max. 20mA
Maximum Air Velocity	7.6 m/s	-
Weight	102g (160g with Base DB-6)	85g (143g with Base DB-6)
Operating Temp. Range	-10°C to +50°C	
Relative Humidity	95%RH, Non Condensing @ 40°C	
Alarm LED Indication	Red (Continuous)	
Normal LED Indication	Green (Blinking)	
Ingress Protection	IP42	IP42
Material of Body	ABS Plastic (To UL94V-0 Flammability Test Standards)	
Colour of Body	White	
Standards	EN54-7 : 2018	EN54-5 : 2017 + A1 : 2018



Typical Detector Dimension



Typical Detector Termination Diagram