

# PCA-N3060-SCU

## Sub Control Unit



### Features

- UL 864, 9th edition listed
- Max. 127 or 255 addressable devices per SLC
- Two SLCs per PCA-N3060-SCU
- NFPA Class A (Style 6 & 7) and Class B (Style 4)
- Monitoring status LED
- Easy installation



### Description

The PCA-N3060-SCU is a microprocessor-based circuit assembly that is equipped with two Signal Line Circuits. Each SLC supports maximum 127 or 255 addressable devices. The maximum number of devices per loop is selectable by the PC-based Configuration Program. The max. 127 devices with 50 ohms loop resistance and 0.5µF loop capacitance are suitable for those cases requiring long wiring. The max. 255 devices with 25 ohms loop resistance and 0.4µF loop capacitance are suitable for those cases where more devices are required rather than long wiring.

The PCA-N3060-SCU communicates with addressable devices on its SLCs and is applicable to NFPA Class A (Styles 6, 7) or Class B (Style 4). A green LED per SLC on PCA-N3060-SCU flashes while the status monitoring function is working correctly. When the PCA-N3060-SCU detects an abnormal condition, it sends such condition (Alarm, Supervisory, or Trouble) to the main control unit (PCA-N3060-MCU) through the power supply unit (PCA-N3060-PSU) to alert the system operator of the condition.

The Integlex Multicrest N3060 control panel supports up to 12 SLCs maximum.

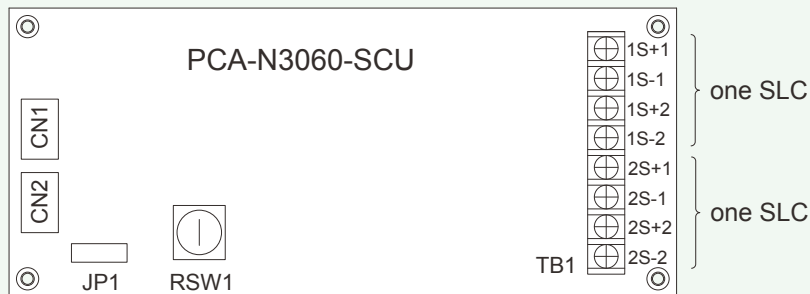
### Ordering Information

Part No. PCA-N3060-SCU

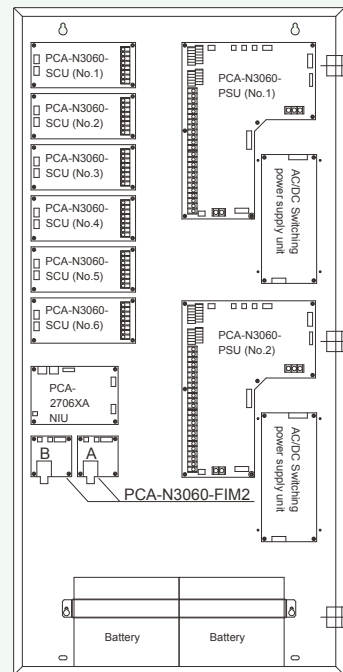
### Specifications

No.	Item	Specification
1	Maximum 24 VDC standby current	70 mA
2	Maximum 24 VDC alarm current	70 mA
3	Operating temperature range	0 to 49 °C (32 to 120 °F)
4	SLC wiring style	NFPA Class A (Style 6 & 7), Class B (Style 4)
5	Maximum No. of addresses per loop	127 / 255 addresses
6	Maximum SLC loop resistance	50 Ω (for 127 addresses) 25 Ω (for 255 addresses)
7	Maximum SLC loop capacitance	0.5 µF (for 127 addresses) 0.4 µF (for 255 addresses)
8	Communication for PCA-N3060-MCU	RS-485
9	Dimensions	78 mm (H) x 180 mm (W) x 15 mm (D)

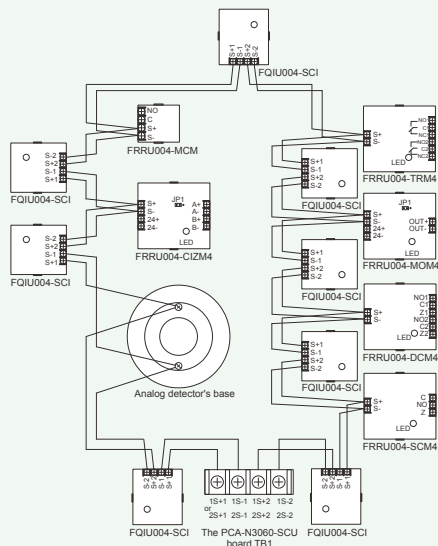
PCA-N3060-SCU



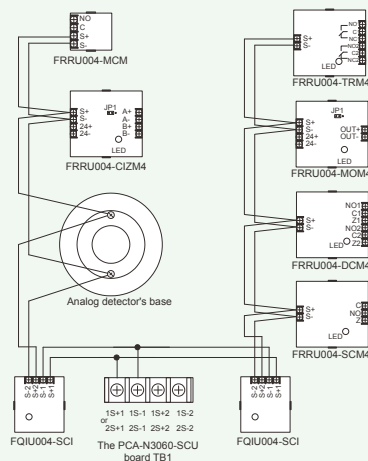
Installation in FACP Large Size



Wiring in NFPA Class A (Style 7)



Wiring in NFPA Class B (Style 4)



**NOTE**

- The information contained herein does not purport to cover all the details or variations of the equipment described, nor to provide for every possible contingency that may be met in connection with its installation, operation or maintenance.
- Specifications are subject to change without notice. Contact Nohmi before relying on the information.
- Actual performance is based on proper application of the product by a qualified professional.
- Should further information be required or should particular concerns arise that are not covered sufficiently for the purchaser's purposes, the matter should be referred to Nohmi or your nearest distributor.



• Head Office: 4-7-3 Kudan-Minami, Chiyoda-ku, Tokyo 102-8277, Japan  
 • Phone: (81)3-3265-0231  
 • F A X: (81)3-3265-5348  
 URL <http://www.nohmi.co.jp/english/>

Contact